



Root ZX mini
Proven Accuracy in a New Compact Design

 J.MORITA MFG.CORP.

Thinking ahead. Focused on life.


MORITA

Root ZX mini is compact, lightweight, and portable. It can be placed on the tray or any other convenient place.





Convenient Features for Ease of Use and Endodontic Success

Built on the industry standard Root ZX technology, Root ZX mini measures in both wet or dry canal conditions with class-leading accuracy. This technology has been independently evaluated at a 97.5% accuracy rate.*

*Independent study. Data on file.

Accurate Measurement

Utilizing the ratio technique, Root ZX mini provides a highly accurate indication of the file's location. The accuracy of the measurement is not affected by the presence or absence of blood, other discharges, electrolytes, saline, tap water, or hydrogen peroxide.

No Zero Adjustment

It is not necessary to set the device on zero before measuring each individual canal.

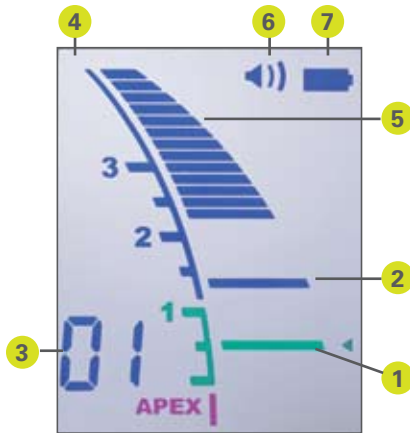
Automatic Calibration

Automatic calibration ensures accuracy and eliminates the effect of changes in temperature, moisture, etc. inside the canal, even during treatment.

Compact and Lightweight Design

Root ZX mini measures just over 4" x 2 $\frac{1}{3}$ " and weighs 3.88 ounces. Its compact size and stable design allow for excellent flexibility during procedures. It can be placed on the tray or any other convenient location for the clinician.

Root ZX mini Measures Root Canals Accurately and Precisely



The color liquid crystal display is easy to read, providing a clear progressive display and high contrast. The positions of the Flash Bar and the Memory Bar can be set as guides for canal measurement and enlargement.

1 – Flash Bar

The reference point for measurement or enlargement can be set anywhere between 2 and APEX.

2 – Memory Bar

It can be used to mark the beginning of a sharp curve or some certain distance from the apex. It can also be used as a guide when the file size is changed for canal enlargement. The memory bar can be set only by the measurement state.

3 – Information Display

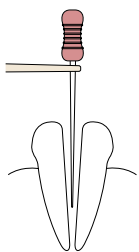
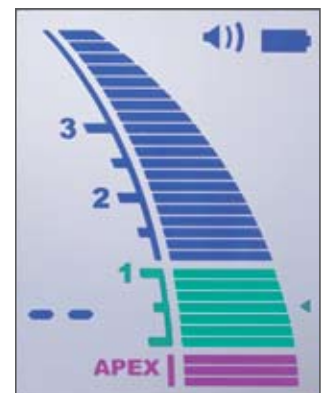
Number of bars left before flash bar is reached (during measurement). Memory number for flash bar (without measurement).

4 – Liquid Crystal Display

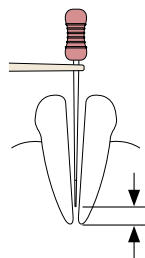
5 – Canal Length Indicator Bars

6 – Sound Volume (off, low, high)

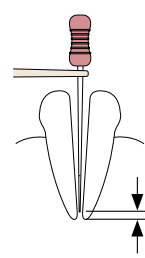
7 – Battery Power Indicator



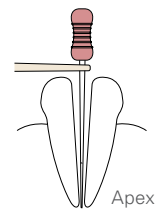
The meter is activated when the file is inserted into a root canal. The number of bars remaining before the file reaches the flash bar is shown in the lower left corner of the display.



When the file tip reaches a position near the apex, the bar color changes to green to indicate you have reached a critical area.



When the file tip reaches the preset position of the flash bar, the flash bar stops blinking and stays on.



When the file tip passes the apex, the "APEX" and "◀" indicators start blinking.

Specifications



Specifications	
Name	Root ZX mini
Model	RCM-7
Rating	4.5 VDC
Power Consumption	0.2 W
Size	W 2.36" × D 4.06" × H 2.24"
Weight	approx. 3.88 oz.
Ordering Information	
Root ZX mini Apex Locator	24-5357934
Probe Cord (not compatible with Root ZX II)	24-8449627
File Holders (5)	24-107042
Contrary Electrodes (Lip Clips) (5)	24-107043
Long File Holder	24-8447047
Function Tester	24-8449430



Unit Includes

- 1 × probe cord
- 3 × file holders
- 5 × contrary electrodes
- 1 × canal-length tester
- 3 × 1.5 VDC AAA size battery

Thinking ahead. Focused on life.

In 1916, Junichi Morita started to import products of the leading dental equipment manufacturers into Japan, where demands for modern dentistry were growing. His venturesome attempts of supplying selected products for oral healthcare has grown steadily by receiving valuable support and guidance from the dental profession. His enterprising spirit lives through the decades, and all Morita Group Companies join in continuing to pursue marketing, distribution and services, as well as R&D and manufacturing, in collaboration with world leaders in healthcare products and research organizations.

Diagnostic/Imaging Equipment

Treatment Units

Instruments

Laser Equipment

Laboratory Devices

Educational and Training Systems

Auxiliaries

Distributed by

J. MORITA USA, INC.

9 Mason, Irvine, CA 92618 U.S.A.
Toll Free: (800) 831-3222, Fax: (949) 465-1095, www.morita.com/usa

J. MORITA EUROPE GMBH

Justus-von-Liebig-Strasse 27A, D-63128 Dietzenbach, Germany
Tel: +49-6074-836-0, Fax: +49-6074-836-299, www.morita.com/europe

J. MORITA CORPORATION AUSTRALIA & NEW ZEALAND

247 Coward Street, Suite 2.05, Mascot NSW 2020, Australia
Tel: +61 2 9667 3555, Fax: +61 2 9667 3577, www.morita.com/anz

J. MORITA MIDDLE EAST

Saraya Al Wessam Bldg., Tower A, Appt. 902
Cross roads Tag Roasaa & Abu Heif, Saba Pacha, Alexandria, Egypt
Tel: 203 58 222 94, Fax: 203 58 222 96, www.jmoritamiddleeast.com

J. MORITA CORPORATION

33-18, 3-Chome, Tarumi-cho Suita City, Osaka, 564-8650 Japan
Tel: +81-6-6380-2525, Fax: +81-6-6380-0585
www.morita.com/asia

J. MORITA MFG. CORP

680 Higashihama Minami-cho, Fushimi-ku, Kyoto, 612-8533 Japan
Tel: +81-75-611-2141, Fax: +81-75-622-4595, www.morita.com/dental