

FD-8000 Dental Units

Vol. 07/2014





8000B floor units are known for reliability and style. The possibilities are endless, with several options for suction, cuspidor, amalgam separator, control panel and assistant side features. The smooth surfaces are hygienic and withstand years of harsh disinfectant. Regular maintenance is made easy with a large sliding access door.



8000P ceiling units are always a perfect fit and is ideal for shared treatment rooms. This unit can be positioned for left, right or ambidextrous dentistry and has optional chair or cabinet mounted suction. The 8000P can be mounted in any ceiling height or style and is easy to retrofit. Accessories can be mounted directly to the ceiling column for convenience.



8000KFO is back by popular demand! Specialized for orthodontic treatment with a 2-instrument treatment element and optional tray styles with ample room for hand tools. The foot controls leave the dentist or orthodontist free to use both hands for treatment and like all Finndent units, the 8000KFO comes with a variety of assistant side options.



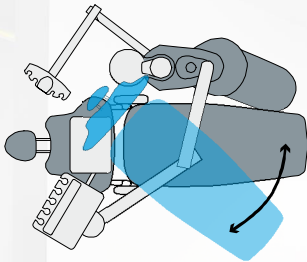
8000cart is a mobile treatment centre for seated or standing dentistry. With a height range of 800 - 970mm, foot brake and a comfortable 18kg weight, the 8000cart is ergonomic and practical. The cart fits one standard size dental tray and comes equipped with up to 5 hanging hoses and a crisp LED control panel for instrument adjustment.



8000pure is FINNDENT's introductory package, featuring an economical cuspidor and suction arm (no substitutes). The 8000pure includes the FD-3600 patient chair, hands-free foot controls, instrument cleaning insert, accessory post and a standard instrument tray. The 8000pure package comes with optional whip arm or hanging hose models.



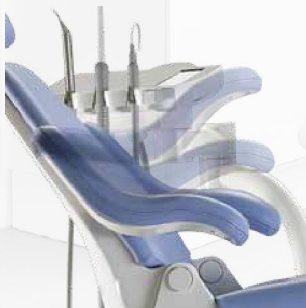
3600 is a classic patient chair built with comfort in mind. The 3600 comes with standard dentist and assistant side foot controls with automatic and manual functions. A double-jointed headrest makes for easy patient positioning while the large height range gives the dentist plenty of leg room. Chairs come in 10 standard colours and custom fabric is optional.



5000 is Finndent's best-selling patient chair, known for being reliable and long-lasting. Clients trust the corrosion resistant cast aluminium backrest and seat frame. The swivel seat makes seating patients easy. Armrest options include fixed armrests, folding armrests or no armrests. If no arm rests are chosen, an extra wide back option is available.



Ergonomic Finndent patient chairs are easily programmed with 4 treatment positions and last-position memory. Chairs have easily lowered leg- and back rests so children can be comfortably seated. The headrest is double jointed for maximum mobility and support to allow for good visibility during treatment of both the upper and lower jaw.




Long lasting Stylish synthetic leather and crisp white surfaces maintain their good looks for years, even with the regular use of harsh disinfection. All Finndent units are built with seamless design for effective disinfection and with corrosion resistant metal frames. Units and chairs can be upgraded at any time and come with a 2 year warranty.



Work stools provide maximum comfort and motion with anatomically formed seats and pneumatic suspensions. The seamless design and anti-bacterial upholstery makes them a hygienic choice. Stools are available in the same colours as the patient chairs, and in shallow seat, flat seat, or combination models. Standard or tall heights are available.

Treatment Elements



Instrument Options Solidly constructed treatment elements can hold up to 6 instruments and accommodate whip arms or hanging hoses*. Choose up to 6 high performance instruments that display settings on a bright LED screen. Instruments can be adjusted by foot control or control panel, and instruments are automatically selected when lifted from the holder.

Design Modular unit design for ultimate ergonomics. FD-8000 dental units have assistant side options like controls, syringe, suction, cuspidor and trays. Options install in several locations, so the FD-8000 is capable of solo and duo dentistry. FD-8000 units have compact bases, leaving more room for the dentist and giving more installation options.

Hygiene Multiple cleaning systems include bottle or main line rinse systems, instrument cleaning options and hands free systems to reduce contamination. Smooth surfaces allow quick disinfection between patients and removable handles and silicone instrument rests are autoclave safe. All FD-8000 units come with several amalgam options.

Compatible FD-8000 units may be upgraded at any time. Finndent is pleased to offer consultation for treatment rooms that require a modified dental unit. Product design and manufacturing is done by Finndent in Finland, therefore we can quickly provide customised solutions to our clients around the world.

Ask your local dealer for more details!

*Not all features can be installed on all FD-8000 models.

Accessories



Cuspidors The 8000B unit can be fitted with your choice of ceramic or glass cuspidor. Both options come with assistant side glass filling, bowl rinsing, instrument cleaning insert, a cover and optional water warming. Cuspidor systems come with an easily accessible door for regular maintenance and are designed in the same seamless style as all 8000 products.



Suction Arms FD-8000 units come with the most suction options to date! High and low suction hoses with Cattani suction adapters come in a standard 2 place holder, 3 place suction holder or a 3+ holder with assistant side control panel. Installation options include: chair mounted, cabinet mounted, telescopic arm or compact telescopic suction arm.



Wet System In addition to line rinsing, 8000 products can be fitted with an internal wet or dry amalgam separator system from the trusted manufacturers Metasys and Dürr. The 8000 integrates well with office main lines. Metasys alarm systems and reliable backflow protection ensure the system continues to function reliably between annual maintenance visits.



Lamps, Imaging and X-rays The integrated accessory column for the 8000B and 8000P units saves both time and space in the treatment room. Finndent offers Faro LED dental lights that integrate directly in to the unit controls for light dimming. Splash resistant Neuvo dental monitors, Satelec x-ray and camera products are also available.

Dental Unit Options

Complete options are available from your local dealer

Dental unit options	8000B	8000P	8000KFO	8000cart	8000pure
Whip arms (select whip arms or hanging hoses)	O	O	-	-	O
Hanging hoses (select whip arms or hanging hoses)	O	O	O	X	O
5 instruments with LED control panel	X	X	**	X	X
6 instruments with LED control panel	O	O	-	O	-
Silicone instrument pad (5 or 6 places)	X	X	-	-	X
Integrated accessory column	X	X	X	-	X
1 foot control	X	X	X	X	X
Wet system options	8000B	8000P	8000KFO	8000cart	8000pure
Cuspidor Compact with glass bowl	O	O	O	***	X
Cuspidor Export with ceramic bowl	O	O	O	***	-
Programmable glass fill and bowl rinse	O	O	O	***	X
Water heater for glass fill	O	O	O	***	-
Metasys MTS1 or ECO amalgam system	O	O	O	***	O
Dürr CAS-1 amalgam separator	O	O	O	***	-
Line rinse bottle system	X	X	X	X	O
Instrument cleaning system	X	X	X	X	X
2 place suction holder with telescopic arm	O	O	O	O	X
3 place suction holder, or 3 place with controls	O	O	O	O	-
Treatment element options	8000B	8000P	8000KFO	8000cart	8000pure
Standard instrument tray	X	X	X	-	X
Double wide instrument tray	O	O	O	O	O
NSK Nano or Plus micromotor, with or without LED	O	O	O	O	O
NSK Varios or Satelec ultrasonic scaler	O	O	O	O	O
BienAir MCX micromotor with LED	O	O	O	O	O
Luzzani Minimate or Minilight syringe, 3F or 6F	O	O	O	O	O
The Cure or Acteon Polylight LED curing light	O	O	O	O	O
Assistant side control panel options	O	O	O	-	-
Assistant side tray	O	O	O	-	-
Accessories	8000B	8000P	8000KFO	8000cart	8000pure
Faro Ayla or Maia LED Dental Light, 75cm or 90cm	O	O	O	O	O
Satelec X-Ray	O	O	O	O	O
Neovo dental monitor in 15", 17" or 19"	O	O	O	O	O
Satalec USB dental camera	O	O	O	O	O

O = Optional | X = Factory equipment | - = not available

** = KFO units come with 2 instrument places

*** = Cart units may be used with 8000B or P units

Chair and Work Stool Options

Dental chair options

	3600	5000
Articulated neck rest	O	O
Articulated head rest	X	X
Standard upholstery (10 colours available)	X	X
Custom upholstery	O	O
30° swivel-mounted seat	.	X
Fixed arm rests	X	X
Moving arm rests	.	O
Suction arm mounted on back of chair	O	O
Extra wide backrest (available if no arm rests are ordered)	O	O
Tilting foot rest	X	X
Synchronized tilting seat, footrest and backrest	X	X
Unit foot control dock	X	X
Extended chair base	O	O
Single foot control for manual positioning	.	.
Right and left side foot controls for manual positioning	X	X
4 programmable memory positions for automatic positioning	X	X
Separate power supply for dental chair	X	X
Mounting plate (when installed with FD-8000 dental unit)	O	O

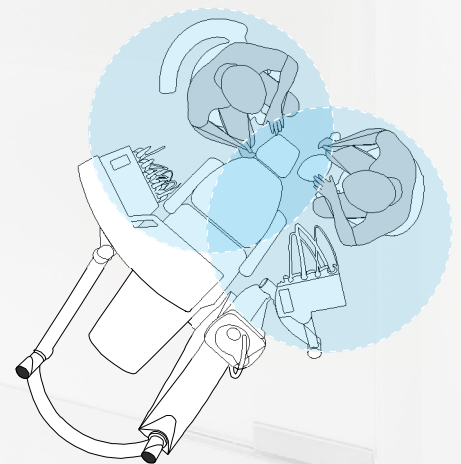
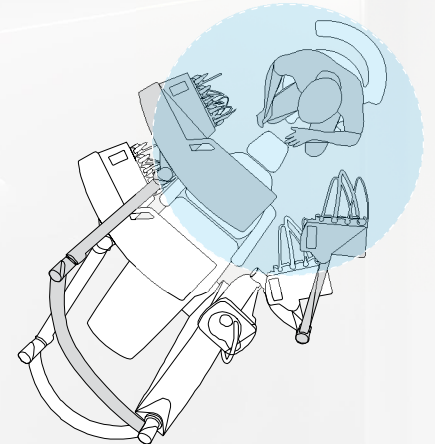
Work stool seats

	Flat	Saddle	Circle
Standard upholstery (10 colours available)	X	X	X
Custom upholstery	O	O	O
Height adjustment range 400 - 540mm	X	.	.
Height adjustment range 480 - 640mm	.	.	X
Height adjustment range 520 - 720mm	.	X	.
Height adjustment range 580 - 840mm	.	O	.
Height adjustment range 490 - 690mm	O	.	.
Adjustable height foot rest	O	O	.
Fixed height foot rest	O	O	.
Backrest with synchronized tilting	O	O	.
Independent backrest with left, right or centre positioning	.	.	X

O = Optional | X = Factory equipment | . = not available

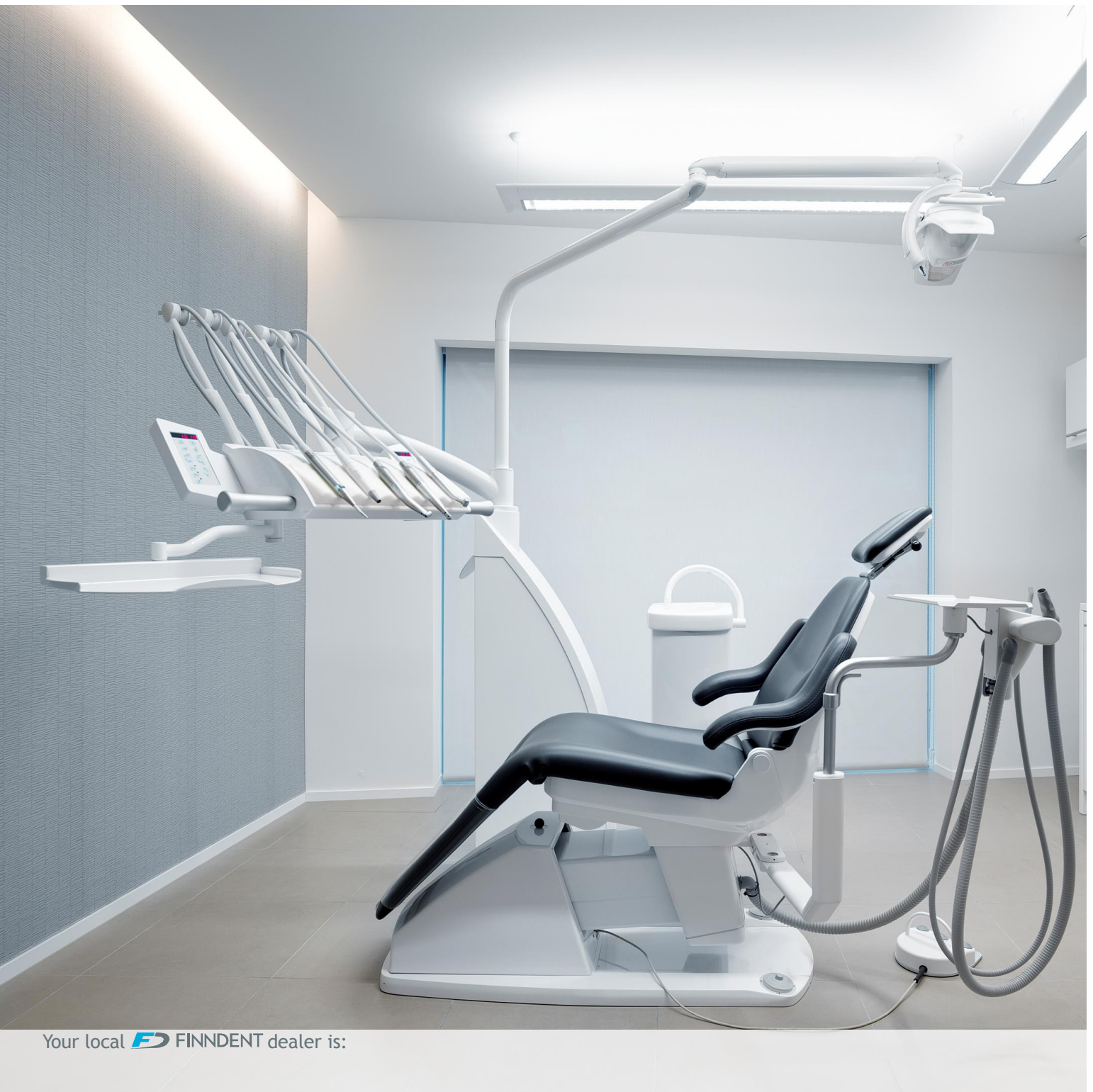


See your local dealer for standard upholstery samples.



FD-8000 Dental Units

Designed to last.



Your local **FD FINNDENT** dealer is: